



Video Decoder built-in 32ch^{*1} Network Disk Recorder

Key Features

- H.264 and JPEG multi format
- 9 network cameras can be connected and recorded as default. Up to 32^{*1} network cameras can be connected and recorded.
- Quick setup by automatic camera detection and simple setup wizard without the use of PC
- "Referenced recording days" is automatically calculated by frame rate, image quality and HDD capacity.
- Simple mouse operation by new GUI without the use of PC
- Quick intuitive search with calendar and timeline
- Live images from up to 32^{*1} cameras can be displayed simultaneously.
- Supports the Full HD and 4K^{*2} output (HDMI) that can display recorded images and live images in high definition
- Various alarm sources include 9x Terminal inputs, 32x Camera alarm, Panasonic Alarm Protocol.
Flexible alarm actions include Alarm recording, E-mail notification, Alarm message, Camera positioning, Terminal output, Panasonic alarm protocol output, Buzzer and Indicator.
- Camera Control: Pan/Tilt, Zoom, Focus, Brightness, Preset Position, Auto mode (depending on camera model)
- Audio from the i-PRO network cameras can be recorded and played back, G.726 (ADPCM) 32 kbps.
- Flexible Playback Controls : Go to Date (Jump to specific time/date), Go to Last (Jump to 30 s before the record end)
- Various Display Modes : Spot, Multiscreen (4 / 16 split screen display, 4 / 6 / 9 / 12 / 16 / 24 / 32^{*1} split screen display on a full screen), Sequence (1 screen, 4 / 9 split screen display on a full screen)
- Various Recording Modes: Schedule, Event (Pre/Post)
- Filtered Search : Time & Date, Event Type, Camera number, Timeline
- Recorded images can be downloaded to a PC.
- Downloadable viewer software allows playback of images downloaded from the Recorder.
- Equipped with a SD memory card slot and port for USB storage. It realizes a simple local copy.
- Built-in network interface (10Base-T / 100Base-TX / 1000Base-T) for recording and client access
- Up to 8 clients can monitor image and control WJ-NV300 simultaneously.
- Up to 2 HDDs can be installed. (8.89 cm (3.5 inch) Serial ATA HDD)

- HDD capacity is expandable up to 20 HDD slots (2 HDD slots in the main unit and 2 optional WJ-HDE400 Hard Disk Extension Units each with 9 HDD slots).
- RAID5/6 redundant recording for data security (with WJ-HDE400)
- User authentication, 3 user levels and User level - Camera partitioning setup for user management of up to 16 user registrations
- Multi-recorder, Multi-site system can be made with optional WV-ASM200 i-PRO Management Software.
- Supports 360-degree network microphone (WV-SMR10)
- ONVIF client, conformance to ONVIF Profile S.

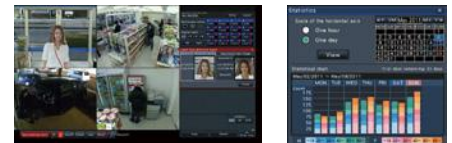
^{*1} Three Additional Camera Kits WJ-NVE30 are necessary.

^{*2} Only when full screen display on main monitor

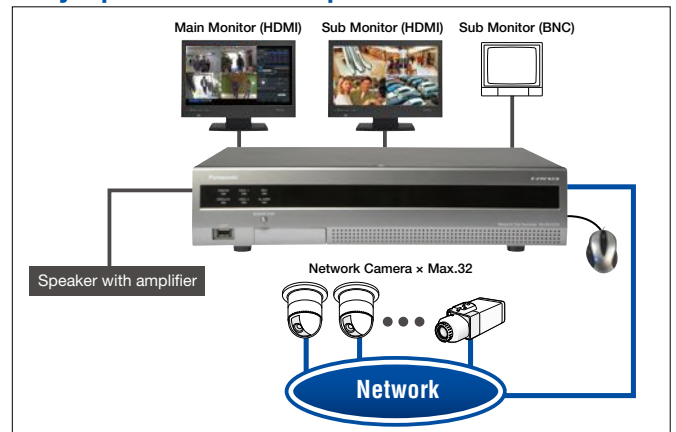
Additional Kit

Additional Camera Kit
WJ-NVE30

Additional Business Intelligence Kit
WJ-NVF30



Easy Operation and Setup without PC



Specifications

TV System		PAL
Supported Cameras	Compatible vendor	Panasonic i-PRO series Network cameras, ONVIF NVT conformant camera and encoder
	Supported Image Format	H.264, MJPEG
	Supported Image Resolution (Depending on the camera)	Aspect ratio [4 : 3] 2,560 x 1,920, 2,048 x 1,536, 1,280 x 960, 800 x 600, 640 x 480, 320 x 240 Aspect ratio [16 : 9] 3,840 x 2,160, 2,560 x 1,440, 1,920 x 1,080, 1,280 x 720, 640 x 360, 320 x 180 Aspect ratio [1 : 1] 2,992 x 2,992, 2,816 x 2,816, 2,048 x 2,048, 1,280 x 1,280
	Supported Audio Format	G.726 (ADPCM) 32 kbps
	Maximum Number of Cameras	MAX. 32 ^{*1} (Default number of cameras : 9)
Recording	Recording Mode	Event, Schedule
	Pre-alarm Recording	Up to 15 seconds (Up to 10 seconds at 1,920 x 1080 resolution and up to 5 seconds at QXGA)
	Scheduled Recording Mode	4 programs, 3 time zones/day, Independent setup for each day of the week
	Frame Rate/Camera	Up to 60 ips (Depending on the camera)
Main Unit Functions	Camera Control	Pan/Tilt, Zoom, Focus, Brightness, Preset position call and program (up to 256), Auto mode, Click centering, Wheel zoom, Zoom reset, Auto Back Focus
	Multiscreen Mode	Main Monitor 4/16 split screen display, 1 screen sequence / 4 split screen sequence / 9 split screen sequence and 4 / 6 / 9 / 12 / 16 / 24 / 32* split screen display on a full screen (*24-/32-multiscreen is available when sub monitor isn't on.) Sub Monitor 1 screen sequence / 4 split screen sequence / 9 split screen sequence / 16 split screen display
	Playback Control	PLAY, Rev PLAY, Pause, Stop, FF, FR, Prev Record, Next Record, Prev Image, Next Image, Go to Date, Go to Last (30 s)
	Search Mode	Search criteria : Time date, Playback by designating a timeline, VMD
	Copy	Recorded data of selected cameras and time date range can be copied to the SD (SDHC) card and USB storage.
	Camera Title	Up to 14 characters
	Clock Display	Time : 12H/24H, Date : 5 formats
	Digital Zoom	Live : 2x, 4x, 8x (only for 1-screen or 4-screen), 1.25x, 1.50x, 1.75x, 2x, 2.5x, 3x, 3.5x, 4x, 5x, 6x, 7x 8x (only for 1-screen on a full screen) Play : 2x, 4x, 8x
	System Log	Operator access (100), Network error (100), Error (1,000), Event (750)
	System Setup	Setup page in English, French, Italian, Spanish, German, Russian, Portuguese, Japanese, Thai
	360 Camera Dewarp	Only 1ch display mode.
	re-encoding	1Client
	Real Time Face Matching ^{*2}	Camera 2ch, 100 registered face images
	Camera Control	Pan/Tilt, Zoom, Focus, Brightness, Preset position call and program (up to 256), Auto mode, Click centering, Wheel zoom, Zoom reset
	Playback Control	REC, PLAY, Rev PLAY, Pause, Stop, FF, FR, Prev Record, Next Record, Prev Image, Next Image, Go to Date, Go to Last (30 s)
	Search Mode	Search criteria : Time date, Event type, VMD, Camera number
	Display Mode	1 / 4 screen
	Image Download	Recorded data of selected camera and time range can be downloaded to a PC. Viewer software can be downloaded separately.
	SD Memory Data Download	N/A
	Copy	Recorded data of selected cameras and time date range can be copied to the SD (SDHC) card.
Browser GUI	Camera Title	Up to 14 characters
	Clock Display	On the browser. Time : 12H/24H, Date : 5 formats
	Alarm Control	Reset
	Digital Zoom	Live/Play : 2x, 4x (only for 1-screen)
	System Log	Operator access (100), Network error (100), Error (1,000), Event (750)
	GUI Language	English, French, Italian, Spanish, German, Russian, Portuguese, Japanese, Thai
	Supported OS	Microsoft® Windows® 8.1 Microsoft® Windows® 7 Microsoft® Windows Vista®
	Supported Browser	Windows® Internet Explorer® 11 (32 bit) Windows® Internet Explorer® 10 (32 bit) Windows® Internet Explorer® 9 (32 bit) Windows® Internet Explorer® 8 (32 bit) Windows® Internet Explorer® 7 (32 bit)
	Required PC	CPU : Intel® Core™ i7-920 or faster ^{*3} , RAM : 3 GB or more, VRAM : 128 MB or more (Min. 64 MB), Microsoft® DirectX® 9.0c or later
	Alarm Source	9x Terminal inputs, 32x Camera alarms (Panasonic Alarm Protocol), 128x Command alarms
	Event Mode	Off / On
	Alarm Action	Alarm recording, e-mail notification, Alarm message, Camera positioning, Terminal output, Panasonic alarm protocol output, Buzzer, Indicator
	Alarm Control	Reset
	Event log	750
Input / Output	Spot Output Connector	1x 1 V [p-p] / 75 Ω (BNC)
	Monitor (HDMI) Connector	2x HDMI 1920 x 1080p /60Hz, 1920 x 1080p /50Hz, 1920 x 1080i /60Hz, 1920 x 1080i /50Hz, 720 x 576p /50Hz, 720 x 480p /60Hz, 3840 x 2160p /30Hz, 3840 x 2160p /25Hz (only for main monitor on a full screen *Sub-monitor is not available in this case)
	Audio Output Connector	1x –10 dBv, 600 Ω, Unbalanced (RCA)
	Alarm / Control Connector / Control	Alarm input 1 - 9 ^{*4} , Alarm output ^{*5} , Alarm reset input ^{*4} Time adjustment input ^{*4} , +5 V output ^{*6}
	D-sub 25pin Error/Warning	Network error output ^{*5} , HDD error output ^{*5} , Camera error output ^{*5} , Recorder error output ^{*5} , Recording error output ^{*5}
	Mouse Connection Port	1x
	Network Port	2x 10BASE-T / 100BASE-TX / 1000BASE-T (RJ45)
	USB Storage	USB 2.0 memory, USB 2.0 connected HDD (except bus powered device)
	SDHC/SD Memory Card Slot	SDHC/SD memory cards applicable (miniSD cards and microSD cards not applicable)
	External Storage	2x HDE400

TV System		PAL
Network	Network Interface	2x 10BASE-T / 100BASE-TX / 1000BASE-T (RJ45)
	Maximum Recording Rate	128 Mbps or less
	Maximum Band Width	Total 160 Mbps or less
	Supported Protocol	TCP/IP, UDP/IP, HTTP, FTP, SMTP, DNS, NTP, SNMP, RTP
	E-mail	Upon Alarm or Warning
	FTP Client	2
	No. of Simultaneous Users	8 or less
	User Registration	Up to 16 users
	User Level	3 Levels (Programmable)
	Partitioning	User level - Camera (View & Control, No Access)
	Security Method	User authentication (ID and Password), Alteration detection
Other Functions	Time Synchronization	Terminal (Slave), NTP (Server/Client)
	Summer Time	User definable (using menu setup)
	Remote Monitoring on Smartphone/Tablet	1Client *Panasonic Security Viewer v.2.1 or later is required on smartphone/tablet PC.
HDD	Type	WJ-NV300 : 8.89 cm (3.5 inch) Serial ATA HDD, Up to 2x HDDs can be installed.
	Maximum Capacity	6 TB ^{*7}
	RAID	Single, RAID1, 5 ^{*8} , 6 ^{*8}
Viewer Software	Playback Control	Play, Rev Play, Pause, FF, FR, Prev Record, Next Record, Prev Image, Next Image
	Additional Functions	Alteration detection, Save as JPEG, Two times zoom, Print, Copy
	Supported OS, Language	Language of the software will be English
General Specifications	Safety / EMC Standard	CE (EN60065, EN55032 ClassB, EN55024), EAC
	Power Source	220 V - 240 V AC 50 Hz/60 Hz (PAL)
	Power Consumption	approx. 55 W (with 4 TB HDD x2)
	Ambient Operating Temperature	Main body : +5 °C to +45 °C (41 °F to 113 °F) Mouse (provided) : +5 °C to +40 °C (41 °F to 104 °F)
	Ambient Operating Humidity	5 % to 90 % (without condensation)
	Maximum Operating Altitude	2,000 m (6,562 feet) above sea level
	Dimensions	420 mm (W) x 88 mm (H) x 300 mm (D) (16-17/32" (W) x 3-15/32" (H) x 11-13/16" (D)) (excluding rubber feet and projections)
	Mass (approx.)	5.3 kg (11.70 lbs.) without HDD 6.0 kg (13.25 lbs.) with 1 HDD 6.7 kg (14.79 lbs.) with 2 HDDs

^{*1} Three Additional Camera Kits WJ-NVE30 are necessary.

^{*2} WJ-NVF30 is necessary.

^{*3} Recommend CPU : Intel® Core™ i7 4770 or faster when 2,560 x 1,920 or more resolution is selected.

^{*4} Non-voltage make contact input, 50 kΩ +5 V DC pull-up

^{*5} Open collector output, 24 V DC, 100 mA max.

^{*6} 200 mA max.

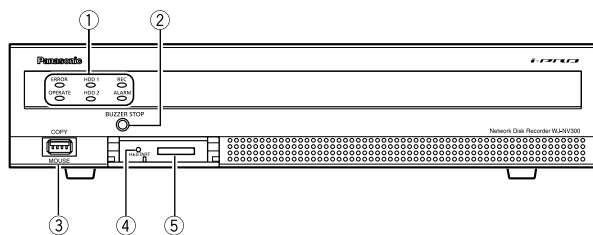
^{*7} Please check the following URL for the latest information.

(<http://security.panasonic.com/download/library/>)

^{*8} Hard Disk Extension Unit WJ-HDE400 is necessary.

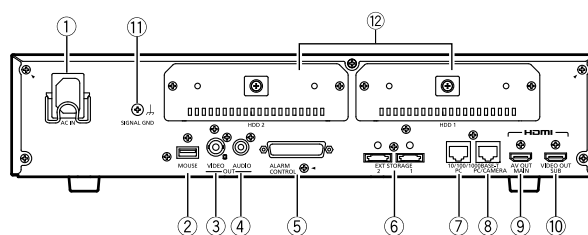
Part Names and Functions

Front View



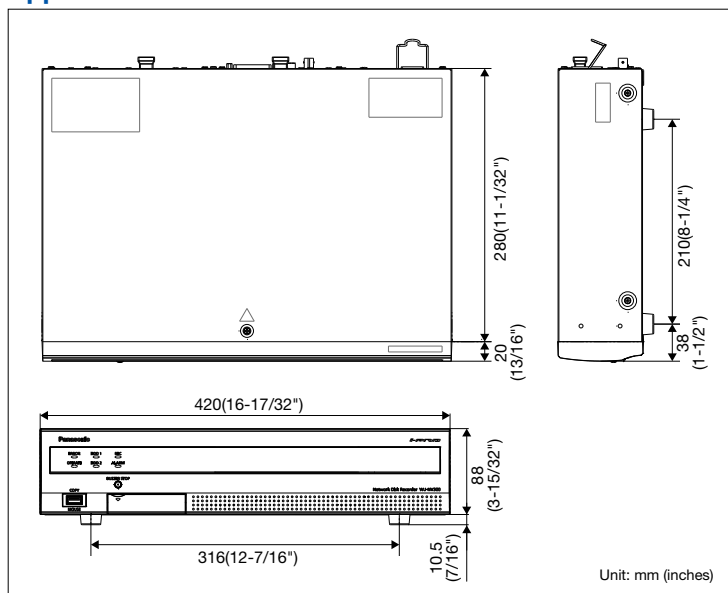
- ① Status Indicators
- ② Buzzer Stop Button
- ③ Copy Port
- ④ Restart Button
- ⑤ SDHC/SD Memory Card Slot

Rear View



- ① Power Cord Inlet
- ② Mouse Connection Port
- ③ Spot Output Connector (BNC)
- ④ Audio Output Connector (RCA pin jack)
- ⑤ Alarm/Control Connector (25pin D-sub)
- ⑥ External Storage Connector
- ⑦ Network Port (PC)
- ⑧ Network Port (Camera / PC)
- ⑨ Main Monitor Output Connector(HDMI)
- ⑩ Sub Monitor Output Connector(HDMI)
- ⑪ SIGNAL GND Terminal
- ⑫ HDD Slots (HDD1/HDD2)

Appearance



Optional Accessory

Hard Disk Extension Unit WJ-HDE400



- Power Source : 220 - 240 V AC, 50 Hz (PAL)
- Power Consumption : approx. 130 W
- Dimensions : 430 mm (W) x 132 mm (H) x 400 mm (D)
(16-15/16" (W) x 5-3/16" (H) x 15-12/16" (D))
(excluding rubber feet and projections)
- Weight : 13.5 kg (29.8 lbs.) (When no HDD exist)
20 kg (44.15 lbs.) (When 9 HDDs are installed)

Trademarks and registered trademarks

- Microsoft, and Windows are registered trademarks of Microsoft Corporation in the U.S. and other countries.
- "i-PRO SmartHD" logo is trademarks or registered trademarks of Panasonic Corporation.
- ONVIF and the ONVIF logo are trademarks of ONVIF Inc.

Important

- Safety Precaution: Carefully read the Important Information, Installation Guide and operating instructions before using this product.
- Panasonic cannot be responsible for the performance of the network and/or other manufacturers' products used on the network.

- All TV pictures are simulated.
- Masses and dimensions are approximate.
- Specifications are subject to change without notice.

DISTRIBUTED BY:

Panasonic

<http://security.panasonic.com>

<http://www.facebook.com/PanasonicNetworkCamera>

*(2A-117CA)